



# 2021-2022 and 2022-2023 Senior Exit Survey

## School-Level Report

### Bodine, William W. High School

This is a summary of the Senior Exit Survey results for your school from the 2021-2022 and 2022-2023 school years.

Visit [www.philasd.org/research/programsservices/projects/senior-exit-survey](http://www.philasd.org/research/programsservices/projects/senior-exit-survey) for more information on the Senior Exit Survey and to view District-level results from previous years.

## Overview of Students' Plans and the Support They Received

**Number and percentage of seniors from your school who responded to this survey**

Number (Percentage) from 2022-2023  
**137 of 142 (96%)**

Number (Percentage) from 2021-2022  
**96 of 117 (82%)**

**Survey respondents from your school who reported they intend to pursue further education**

Number (Percentage) from 2022-2023  
**120 of 137 (88%)**

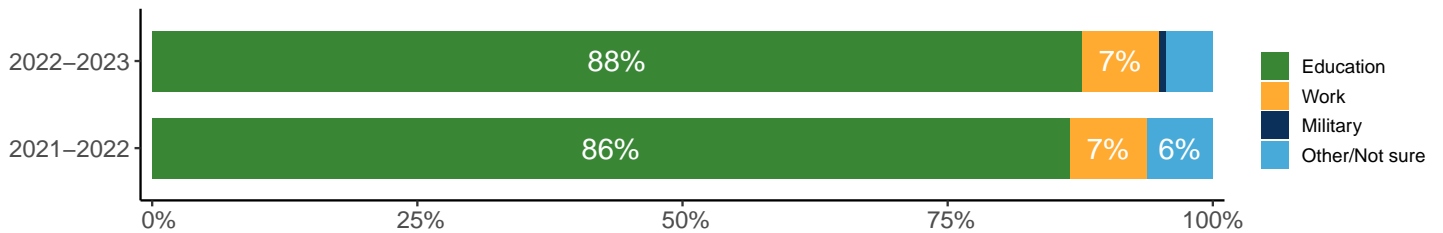
Number (Percentage) from 2021-2022  
**83 of 96 (86%)**

**Survey respondents from your school who reported they intend to work without further education**

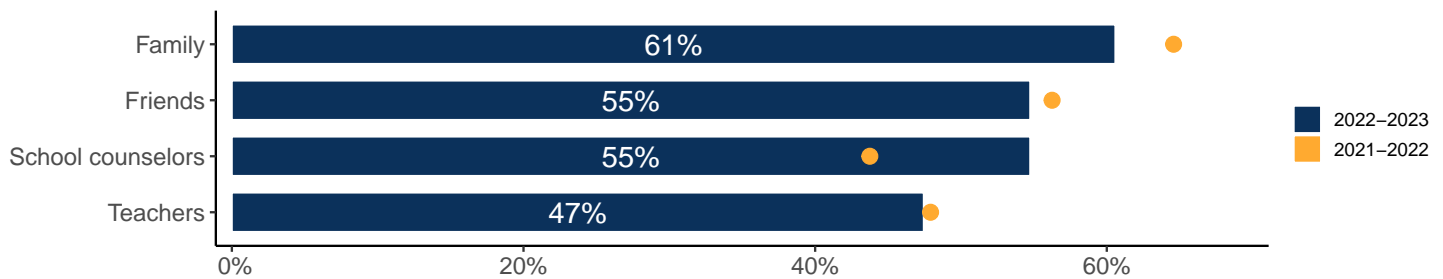
Number (Percentage) from 2022-2023  
**10 of 137 (7%)**

Number (Percentage) from 2021-2022  
**7 of 96 (7%)**

### Best description of your seniors' plans after high school:

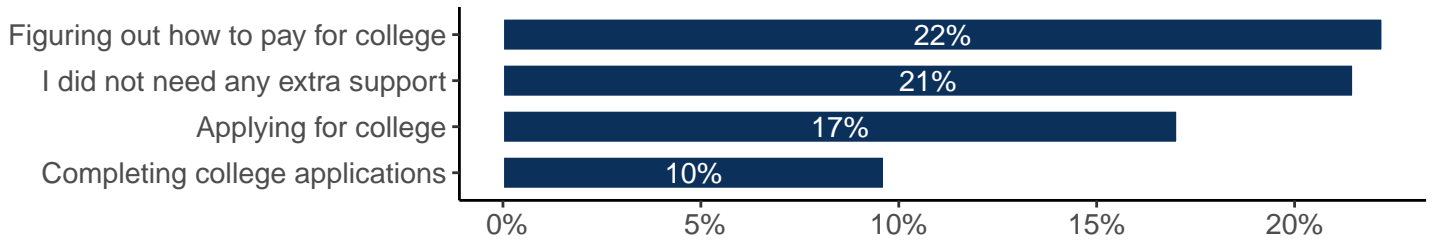


### The people who were most important in helping your seniors plan for life after high school:



Most frequent responses displayed. Students could select multiple options. Sample sizes below 15 are suppressed.

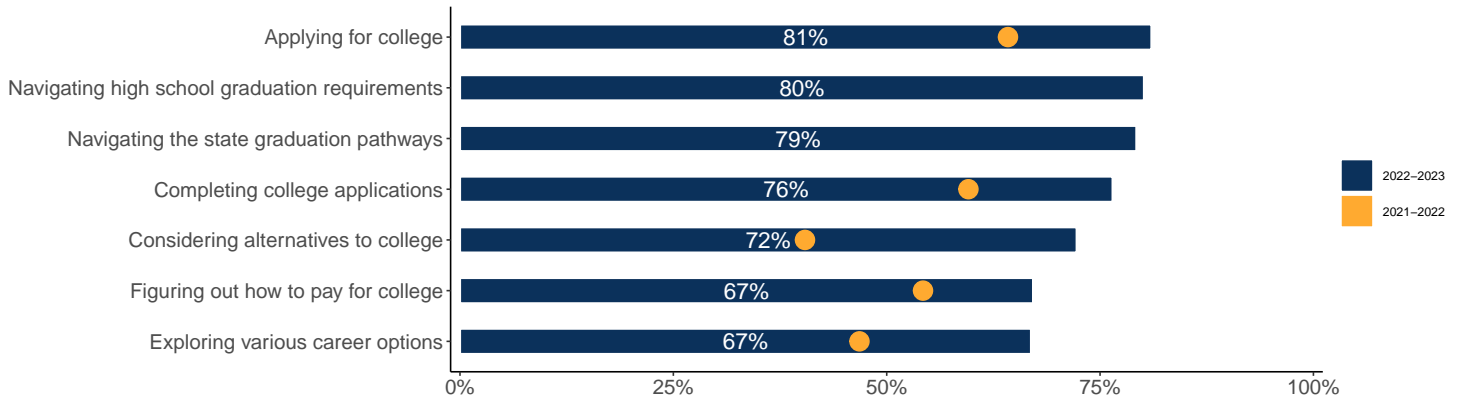
**Seniors’ top choices of where they wanted more support from your school:**



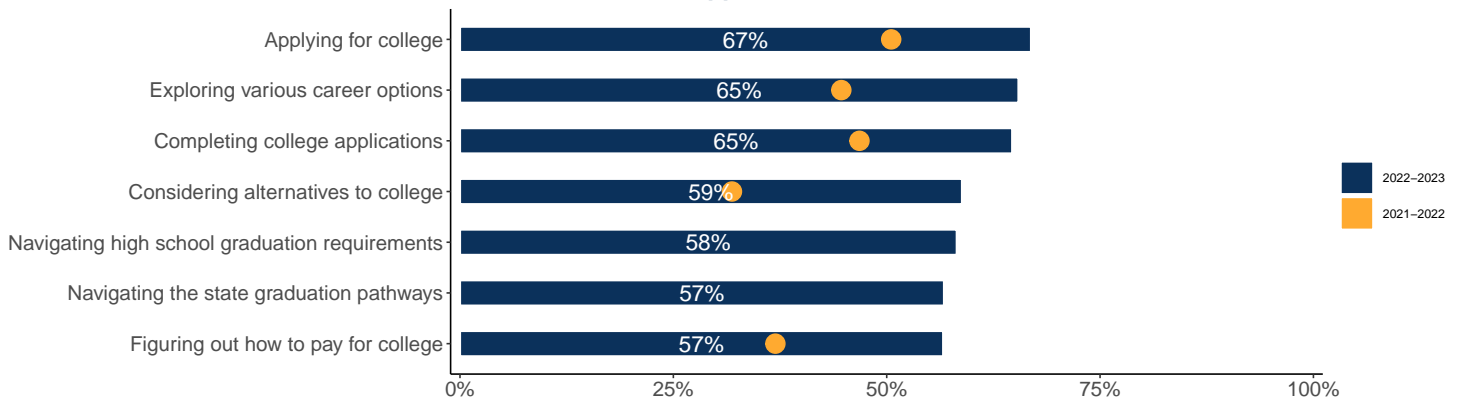
Data only collected in the 2022-2023 school year. See overview box for number of seniors who responded to the survey. Most frequent responses displayed. Sample sizes below 15 are suppressed.

**Adults at your school and the Naviance platform provided students with support in:**

**Support from Adults at School**



**Support from the Naviance Platform**



Results presented are from students who chose “Strongly agree” and “Somewhat agree” for the each given area. “Navigating High School Graduation Requirements” and “Navigating the State Graduation Pathways” added in 2022-2023. See overview box for number of seniors who responded to the survey. Students could select multiple options. Sample sizes below 15 are suppressed.

## Your Seniors' Future Educational Plans

Among seniors who plan to pursue further education, the types of post-secondary institutions your students plan to attend:

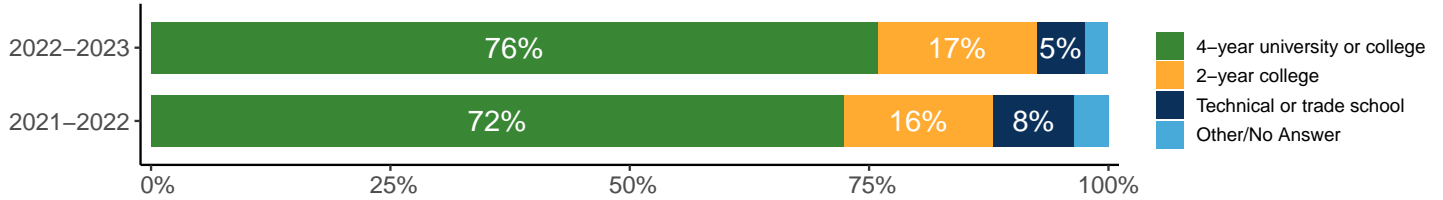


Figure only includes students who reported that they plan to pursue further education. See overview box for number of survey respondents in this group. Sample sizes below 15 are suppressed.

The most common first choice majors among your seniors who reported they intend to pursue further education:

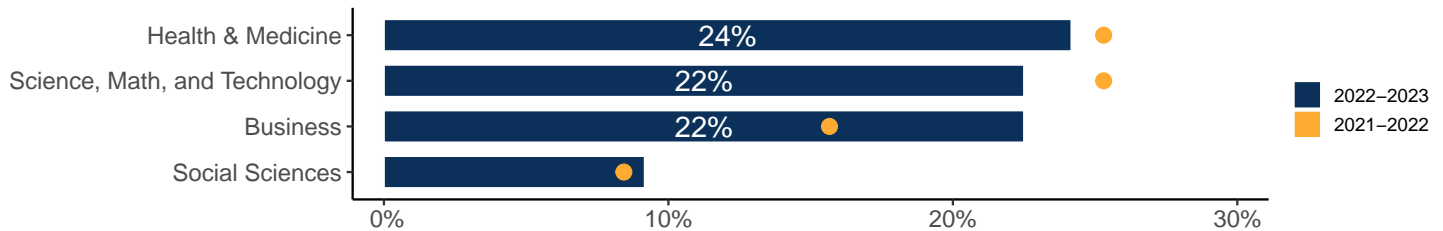
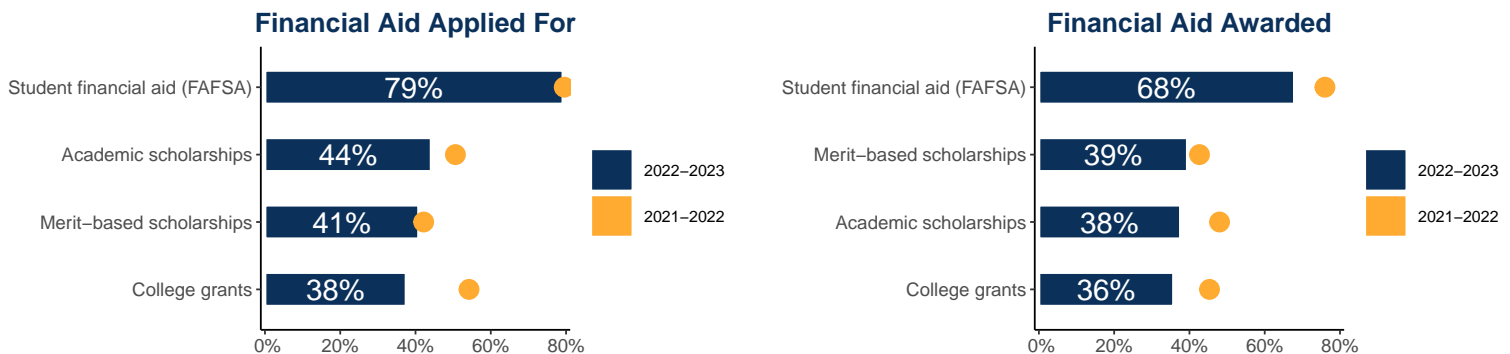


Figure only includes students who reported they plan to pursue further education. See overview box for number of survey respondents in this group. Most frequent responses displayed. Sample sizes below 15 are suppressed.

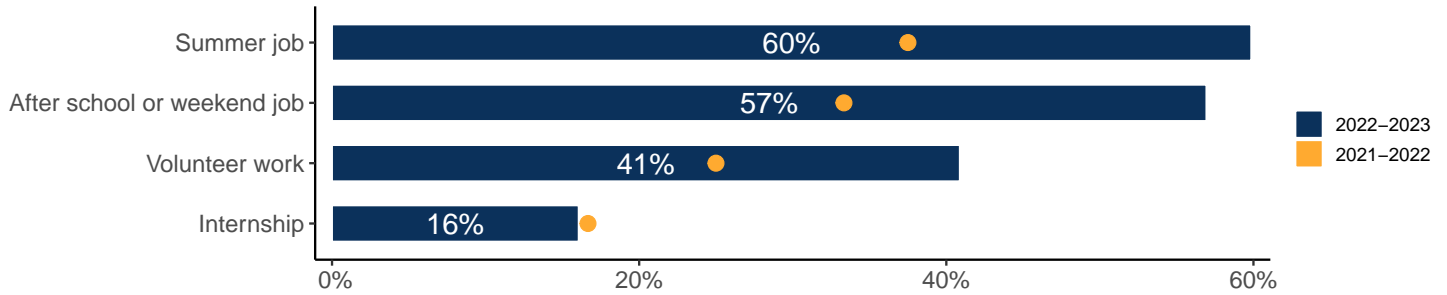
Among seniors who intend to pursue further education:



“Financial Aid Applied For” figure only includes students who reported they plan to pursue further education. See overview box for number of survey respondents in this group. “Financial Aid Awarded” figure only includes students who reported they applied for financial aid. Most frequent responses displayed. Sample sizes below 15 are suppressed.

## Your Seniors' Work Experience and Future Work Plans

Among seniors in your high school, the most common work experiences obtained during high school (including summers):



See overview box for number of seniors who responded to the survey. Sample sizes below 15 are suppressed.

Among your seniors who plan to work without pursuing further education, the best description of plans for work after high school:

### Full-Time or Part-Time

### Planned Area of Work

Insufficient Data to Produce This Figure

Insufficient Data to Produce This Figure

Figures only include students who reported that they intend to work after high school and do not plan to pursue further education. See overview box for number of survey respondents in this group. For “Planned Area of Work” figure - Most frequent responses displayed. Sample sizes below 15 are suppressed.

## Your Seniors' Career and Technical Education Related Experiences

### Number of survey respondents who graduated from a CTE program

Number from 2022-2023  
**8**  
Number from 2021-2022  
**6**

### Percentage of survey respondents (CTE graduates only) whose post high school plans relate to CTE program

Percentage from 2022-2023  
- %  
Percentage from 2021-2022  
- %

### Percentage of survey respondents (CTE graduates only) who earned a CTE certification

Percentage from 2022-2023  
- %  
Percentage from 2021-2022  
- %